



District Report Card: 2017


State: Maharashtra	District: Jalna
Class: 3	Subject: Language
Schools: 60	Students: 1349


Participation/Coverage


Students

GENDER 	Boys		Girls	
	Number	%	Number	%
	745	55.23	604	44.77

AREA 	Rural		Urban	
	Number	%	Number	%
	1075	79.69	274	20.31

CATEGORY 	SC		ST		OBC		GEN	
	Number	%	Number	%	Number	%	Number	%
	221	16.38	43	3.19	519	38.47	566	41.96

CWSN 	LD	VI	HI	S&LD	ID	Oth
	0	1	0	2	3	40

Management 	Government		Government-aided	
	Number	%	Number	%
	998	73.98	351	26.02

Average Performance of Students in Language (%)

Overall	Gender		Area		Management		Social Group			
	Male	Female	Rural	Urban	Govt.	Aided	SC	ST	OBC	GEN
68.31	66.93	70.02	67.36	72.07	67.21	71.43	68.66	64.03	68.79	68.07

Performance on Learning Outcomes (LOs)

Learning Outcomes	Description	Average Performance(%)
L304	Reads small texts with comprehension i.e., identifies main ideas, details, sequence and draws conclusions	69.38
L312	Reads printed scripts on the classroom walls: poems, posters, charts etc.	66.17

Range of Performance of Students who Answered Correctly							
Below 30%		30% - 50%		50% - 75%		Above 75%	
Number	%	Number	%	Number	%	Number	%
90	6.67	206	15.27	479	35.51	574	42.55

Lowest Performing Learning Outcomes (LOs)

1 - Reads printed scripts on the classroom walls: poems, posters, charts etc. (66.17)

2 - Reads small texts with comprehension i.e., identifies main ideas, details, sequence and draws conclusions (69.38)